

SKDOORS

The Latest in Composite Doors



www.skdoors.co.uk



DOORCO®

Designed
and
developed
by us.



DoorCo® is the leading innovator in the composite door industry, with a reputation for building the highest quality doors.

ORIGINAL® foam filled composite doors are developed specifically for the UK market, with a wide range of door designs appealing to both the commercial and retail sector.

Our dedicated overseas manufacturing partner, DoorCo® KR, is audited by TRADA UK and every door is Q-Mark stamped, giving UK customers peace of mind on manufacturing process and quality.

The ORIGINAL® door has also passed the rigours of PAS 24 in line with Approved Document Q, offering the highest level of security, with increased resistance to forced entry, and reinforced GRP skins as standard.

When it comes to supply, with DoorCo® the emphasis is firmly on choice. DoorCo® can deliver any volume to trade customers, as blanks or as prepped doors, customised to your specifications using our fully comprehensive prepping service.





Endless possibilities.

FLiP® is the new door glazing cassette system developed by DoorCo® with a revolutionary Foam in Place technology that delivers a superior seal and aesthetic never seen before.



FiP® Technology

The pre-applied foam in place technology creates a superior seal that prevents any water ingress. FLiP® achieved over 1000pa through the glazing aperture during weather testing.



Flat Grained

Be eclectic by combining a woodgrain finish with a modern squared-off flat profile that compliments a contemporary Flush or designer Monza II door.



Standard

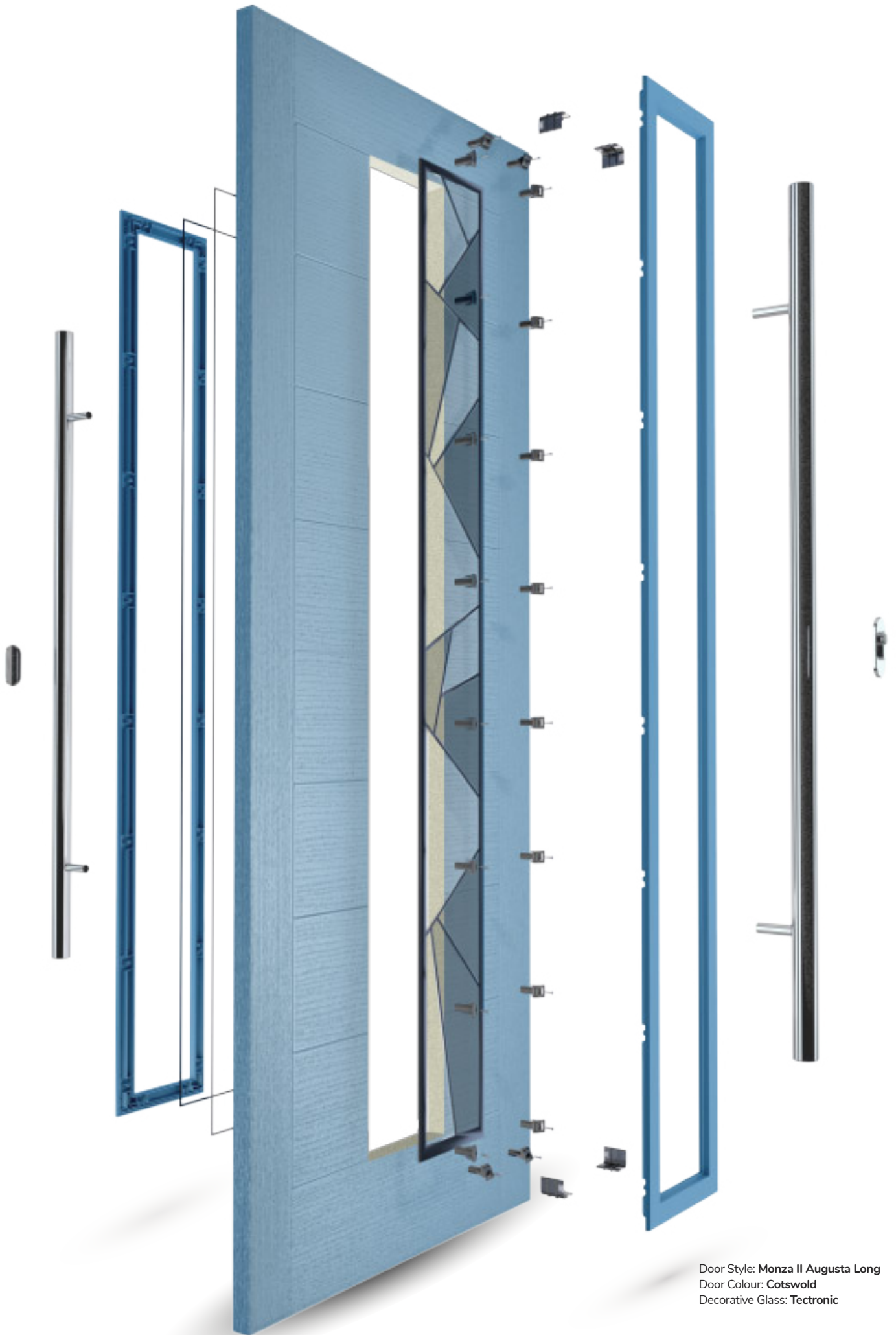
The traditional choice with a moulded design and a woodgrain finish to suit a more conventional door design.



Flat Stipple

The modern one, with a squared-off flat profile and smooth stippled finish that perfectly matches Links, our aluminium-effect composite door.






Door Style: Monza II Augusta Long
Door Colour: Cotswold
Decorative Glass: Tectronic



Composite Construction and GRP Skins

The ORIGINAL® composite door is the minimal-maintenance alternative to traditional door materials. It has 44mm reinforced GRP skins, finished in either woodgrain or DoorCo's® exclusive smooth/etched finish that perfectly matches aluminium, delivers kerb appeal for any property. The ORIGINAL® door outperforms other market alternatives with outstanding thermal performance. Inside, the PU foam core reduces heat loss and is encompassed by an LVL (Laminated Veneer Lumber) subframe to provide strength and rigidity. The door protects the home from the elements and will have minimal thermal expansion and contraction rates under extreme temperature variations which is perfectly normal.



Exclusive Glazing Cassettes

The ORIGINAL® Composite door range uses FLiP®, DoorCo's® exclusive glazing cassette system with revolutionary Foam in Place technology. DoorCo® also offers the unique Inox™ cassette system finished in stainless steel or black matt finish.




Glazing Service

Our in-house specialist team offers a bespoke service to pre-glaze doors using the FLiP® or Inox™ cassette.


Decorative Glass

DoorCo® offers the widest range of traditional and contemporary glass designs, along with exclusive collections, so customers have infinite options for their front door.



Glass Colour Options

The Lanesborough glass designs lend themselves to colour co-ordination of the glass to complement or contrast your choice of door colour. Choose from either Amber, Blue or Green borders.



Prepping

DoorCo's® prepping service is fully comprehensive and can be accessed by any customer, whether it's paint only or fully prepped for any lock/hinge combination on the market, giving our customer ultimate choice.

Bespoke Accessories

Painted matched drip bars, additional AV2 Heritage locks, spare paint pots, colour swatches or individual cassettes are all available to order.

Thermal Performance

The ORiGINAL[®] composite doors are thermally efficient by design.

The warm foam core allows the door to have a significantly better 'U' value than any other option on the market and our entire range meets with the requirements of the current Building Regulations.

Our full door range complies with Document L when using as a minimum a standard 3 chamber profile system & low aluminium threshold.

There are various upgrades to the glass options which increase the thermal performance of the door. To find the U-Value of you individual door set, please visit the Buildcheck calculator which contains the current DoorCo[®] door range.





Performance

The ORIGINAL® composite door offers a truly appealing entrance for any home, with a high-definition smooth or grained GRP outer skin that will look stunning for years to come. The door offers stability from the elements with its inner core of LVL encased with composite stiles and rails for protection against any water ingress. Our doors usually have a grained PVC edge to the hinge and lock side in either White, Chartwell Green, Anthracite Grey, stain or painted finish.

The inner core is manufactured from high density polyurethane foam, which offers exceptional thermal efficiency and will help to reduce energy bills in comparison with any other door on the market.



Security

We take security very seriously. The ORIGINAL® composite door comes with security features which stand up to current and future security standards, including PAS 24 in line with Approved Document Q.

We recommend the use of multipoint locks (locks should always be engaged so the door is not left just on the latch) and security hardware including TS007 high security cylinders and handle combinations and TS008 letterplates.

A slam shut lock option is available from fabricators for a contemporary look.


Note that slam shut locks should be used with caution as the operation of these may not suit certain individuals.

We recommend an aluminium lock strip is used in conjunction with heritage locking systems.

Glass units which comply with Approved Document Q must contain one pane of class P1A (EN356) glass, which must be 6.8mm, security laminated. This is available as an option on glass within our doors at a reasonable additional cost.




Colours

With our high-performance  **PAiNT** paint technology and three state-of-the-art, in-house paint lines, we can offer any colour door which can even complement the colour options on frames. This provides a fantastic choice for the home. In most cases the doors come in white as standard on the internal side, however, for your own individual requirements we may be able to offer different or bespoke options, see our colour ranges on page 10 for more information.



Glass and Glazing

The visual impact of your door is enhanced by your  **GLAZiNG** choice of glass. Depending on the style, the units will be either a double or triple glazed unit.

The FLiP® glazing cassette system is re-glazeable and passes PAS 24:2016 security attack tests.


For back door applications, you can even benefit from an integrated Venetian Blind, incorporating child-friendly, unobtrusive finger control and no loose cords.

Door Styles


A range of traditional doors designed to replicate the most popular timber doors and come with highly defined mouldings and realistic woodgrain embossing on the surface. Whether for a Victorian home, a modern townhouse or a farmhouse cottage, these doors always enhance to the appearance of the entrance.



A selection of modern styles using our non-moulded, woodgrain doors and glazed using the FLiP® Flat Grained cassette option. For a more European look, choose the stunning Inox™ stainless steel frames.




A designer collection of unique door: the smooth/etched LINKS door, glazed using the FLiP® Flat Stipple cassette choice, or the stunning Monza II door with our FLiP® Flat Grained cassette or Inox™ stainless steel frames.



Standard Colours

A range of 9 external colours with white interior as standard. Coloured both sides is a cost option.











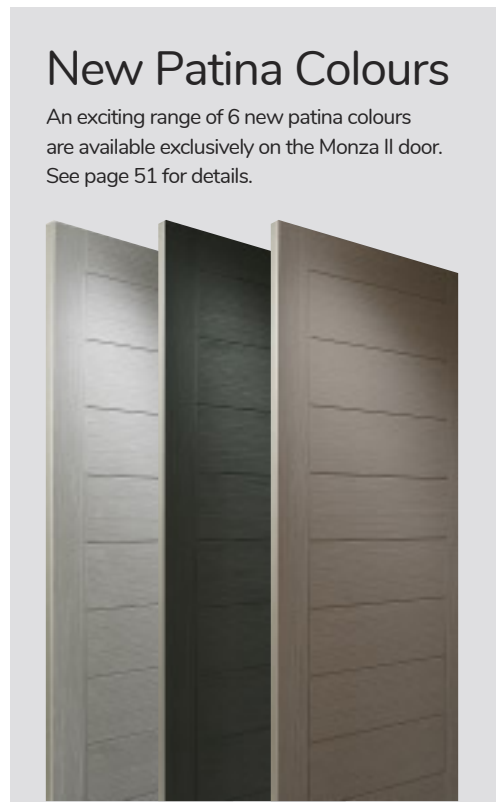

Premium Colours

Our range of 37 premium colours finished in a Semi-Matt, Satin or Semi-Gloss sheen dependent upon colour.



RAL Colours

Any RAL colour* is available from DoorCo® as a special order. Here are a small selection of the most requested colours as an example:



Door colours shown in this brochure should be used for guidance only. We have made every effort to match the colour and stain you see in the brochure so it's as close as possible to our paint when applied to the doors. Due to the nature of the product it is applied to, there is sometimes a difference between them which we cannot avoid. The colour, intensity and sheen level may differ from the paper print version and we do not accept any liability for this for whatever reason. To ensure that you are getting the right colour on your door, ask for your DoorCo® colour swatch today.

* Some RAL colours containing luminous elements are unavailable

I GRAINED TRADITIONAL DOORS

Carnoustie

including Birkdale and Penina options

Our most popular composite door option which is now available in a choice of three glazing styles.



Doorstyle Options



Carnoustie

Birkdale

Penina

Door Colour: **Slate**
Door Glass: **Birchwood**



Door Colour: **Stormy Seas**
Door Glass: **Louisiana**



Door Colour: **Chartwell Green**
Door Glass: **Milan**



Door Colour: **Twilight**
Door Glass: **Lanesborough Blue**



TRADITIONAL




Door Colour: **Anthracite Grey**
Door Glass: **Cubic**



Door Colour: **Cotswold**
Door Glass: **Astoria**

Door Colour: Bolero
Door Glass: Diamante



Door Colour: Black
Door Glass: Luxor



Door Colour: California
Door Glass: Prestige



Door Colour: Sage
Door Glass: Artisan



Door Colour: Victory Blue
Door Glass: Trio Diamond

Penina Option



Door Colour: Cream White
Door Glass: Bloomsbury

Birkdale Option


Door Colour: Shadow
Door Glass: Metropolis



Door Colour: Clay
Door Glass: Mercury



Door Colour: Very Berry
Door Glass: Belgravia



Door Colour: Silver Grey
Door Glass: Tranquility Zinc



TRADITIONAL



Door Colour: White | Door Glass: Impression


| GRAINED TRADITIONAL DOORS

Pinehurst

An evolution of a traditional style with its square top lites.



Door Colour: Military Grey | Door Glass: Louisiana



Door Colour: Emerald
Door Glass: Victorian Border



Door Colour: Mushroom
Door Glass: 4 Bevel Square



Door Colour: Azure
Door Glass: Artemis



Door Colour: Citrine
Door Glass: Belgravia



TRADITIONAL



Door Colour: Bahia Blue
Door Glass: Cubic



Door Colour: Dusky Pink
Door Glass: Trinity

FLiP® Standard
Cassette Option

I GRAINED TRADITIONAL DOORS

Troon

including Muirfield option

The traditional six-panel door can be enhanced with either two or four small glazing details.



Door Colour: Shadow | Door Glass: Metropolis



Doorstyle Options



Troon



Muirfield



Solid


Door Colour: **Very Berry**
Door Glass: **Prestige**



Door Colour: **Cotswold**
Door Glass: **Hathaway**



Door Colour: **Bolero**
Door Glass: **Bloomsbury**

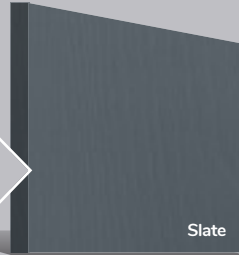


Door Colour: **Anthracite Grey**
Door Glass: **Milan**




TRADITIONAL


ORIGINAL[®]
Trending
Colours



Slate



Red



Rosewood



Agate Grey



Door Colour: **Stormy Seas**
Door Glass: **Louisiana**



Door Colour: **Putty**
Door Glass: **Trio Diamond**



Door Colour: **Chartwell Green**
Door Glass: **Belgravia**

Muirfield
Option

I GRAINED TRADITIONAL DOORS

Riviera

including Portrush and Sunburst options

A traditional favourite with just a hint of modern, the Riviera is also available in Portrush and Sunburst options shown below.



Door Colour: Paradise Green | Door Glass: Hathaway



Doorstyle Options



Riviera

Portrush

Sunburst

Door Colour: **Nimbus**
Door Glass: **Prestige**




Door Colour: **Clotted Cream**
Door Glass: **Stardrop**



Door Colour: **French Blue**
Door Glass: **Bloomsbury**




Door Colour: **Mulberry**
Door Glass: **Impression**



TRADITIONAL

ORIGINAL[®]
Trending
Colours



Black



Cotswold



Diablo



Twilight



Door Colour: **Victory Blue**
Door Glass: **Birchwood**



Door Colour: **Chartwell Green**
Door Glass: **Trio Diamond**



Door Colour: **Military Grey**
Door Glass: **Numbers***

Portrusion
Option

*Numbers is a bespoke glass design, customised to suit your number/letter requirements. We use a standardised font but the position and scale may differ according to the number of characters requested.

I GRAINED TRADITIONAL DOORS

Lytham

including 4Grid and 9Grid options

With its large glazed area, the Lytham lets light flood through. Also available with GridLite and our unique integral blind option.



Door Colour: Black | Door Glass: Louisiana



Doorstyle Options



Lytham


4Grid

9Grid

Door Colour: **Shadow**
Door Glass: **Bloomsbury**



Door Colour: **Green**
Door Glass: **Impression**



Door Colour: **Citrine**
Door Glass: **Artemis**



Door Colour: **Clay**
Door Glass: **Optimal**




**9Grid
Option**

TRADITIONAL

ORIGINAL[®]
Trending
Colours



Anthracite Grey



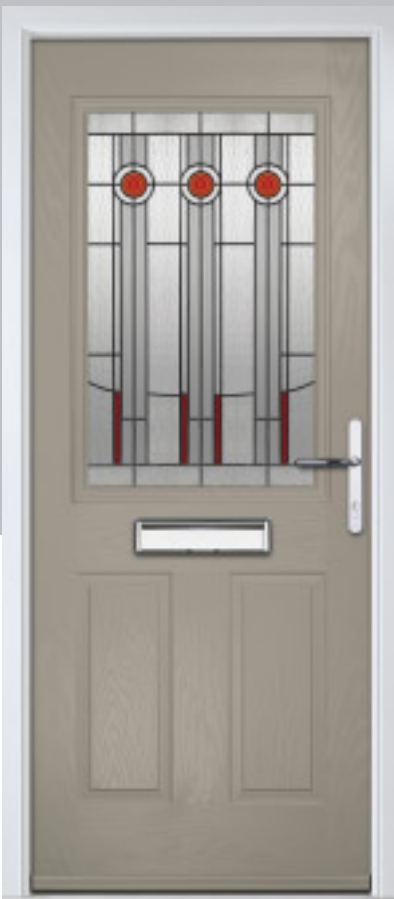
Chartwell Green



Cotswold



Irish Oak



Door Colour: **Mushroom**
Door Glass: **Metropolis**



Door Colour: **Mulberry**
Door Glass: **Trio Diamond**



Door Colour: **Moonshine**
Door Glass: **Optimal**

**4Grid
Option**

| GRAINED TRADITIONAL DOORS

Turnberry

including 11Grid option

The large arched glazed area of the Turnberry can also be enhanced with the GridLite option.



Door Colour: Dusky Pink | Door Glass: Synergy



Doorstyle Options



Turnberry

11Grid

Door Colour: **Nimbus**
Door Glass: **Bloomsbury**



Door Colour: **Sage**
Door Glass: **Tranquility Zinc**



Door Colour: **Clotted Cream**
Door Glass: **Victorian Border**



Door Colour: **Agate Grey**
Door Glass: **Renaissance Black**



Clear Option Also Available



TRADITIONAL


ORIGINAL[®]
Trending Colours



Anthracite Grey



Azure



Golden Oak



White



Door Colour: **Chartwell Green**
Door Glass: **Onyx**



Door Colour: **Silver Grey**
Door Glass: **Aztec**



Door Colour: **Wedgewood**
Door Glass: **Optimal**

11Grid Option

I GRAINED TRADITIONAL DOORS


Gleneagles

including 4Grid option

With its eloquent design the Gleneagles is proving to be a very popular design enhanced even further with the grid option.



Door Colour: Slate | Door Glass: Lotus



Doorstyle Options



Gleneagles

4Grid

Door Colour: Moonshine
Door Glass: Indulgence



Door Colour: Twilight
Door Glass: Impression



Door Colour: Silver Grey
Door Glass: Synergy

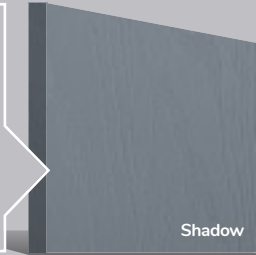


Door Colour: Diablo
Door Glass: Onyx




TRADITIONAL

ORIGINAL[®]
Trending
Colours



Shadow



Stormy Seas



Victory Blue



Wedgewood



Door Colour: Nimbus
Door Glass: Graphite



Door Colour: Black
Door Glass: Louisiana



Door Colour: Clotted Cream
Door Glass: Optimal

4Grid
Option

I GRAINED TRADITIONAL DOORS

St Andrews

Reminiscent of the door styles of the 1930's, the St Andrews door is available as a solid door option as well as a glazed.



Door Colour: Mushroom | Door Glass: Essence



Doorstyle Options



St Andrews

St Andrews Solid

Door Colour: Irish Oak
Door Glass: Impression



Door Colour: Wedgewood
Door Glass: Kew



Door Colour: Twilight
Door Glass: Panama




Door Colour: Victory Blue
Door Glass: Tranquility Zinc



TRADITIONAL

ORIGINAL[®]
Trending
Colours




Black



Anthracite Grey



Chartwell Green



Blue



Door Colour: Shadow
Door Glass: Tiffany



Door Colour: Clay
Door Glass: Hathaway



Door Colour: Golden Oak
Door Glass: Louisiana

St Andrews uses Screw & Plug cassette system

| GRAINED TRADITIONAL DOORS


Belfry

including Pevero option

The Belfry has a unique 'offset etched' detailing and comes in multiple glazing styles.



Door Colour: Chartwell Green | Door Glass: Cubic



Doorstyle Options



Belfry

Belfry 3

Pevero

Door Colour: Pale Pink
Door Glass: Artemis

FLiP®
Flat Grain



Door Colour: Slate
Door Glass: Grange

FLiP®
Flat Grain




Door Colour: Clotted Cream
Door Glass: Tranquility Zinc

FLiP®
Standard



Door Colour: Sage
Door Glass: Lanesborough

FLiP®
Standard



TRADITIONAL



Door Colour: Wedgewood
Door Glass: Louisiana

FLiP®
Standard

Belfry 3
Option



Door Colour: Clay
Door Glass: Graphite


FLiP®
Flat Grain

Pevero
Option

| GRAINED TRADITIONAL DOORS

Sunningdale

The Sunningdale is available with a wide range of glass designs.



Doorstyle Options



Sunningdale

Farmhouse Solid

Door Colour: Florida
Door Glass: Trio Diamond



Door Colour: Moonshine
Door Glass: Louisiana



Door Colour: Clotted Cream
Door Glass: Milan




Door Colour: Stormy Seas
Door Glass: Artemis



TRADITIONAL

ORIGINAL[®]
Trending
Colours



Chartwell Green



Agate Grey



Clay




Cotswold



Door Colour: Victory Blue
Door Glass: Birchwood



Door Colour: Dusky Pink
Door Glass: Prestige



Door Colour: Citrine
Door Glass: Hive

Chrome Bee Knocker
available to order

| GRAINED TRADITIONAL DOORS


Merion

including 4Grid option

The Merion is available with a complementary glass range designed specifically for this door style.



Door Colour: Mushroom | Door Glass: Optimal



Doorstyle Options



Merion

4Grid

Door Colour: Very Berry
Door Glass: 4 Bevel Square


4Grid
Option



Door Colour: Chartwell Green
Door Glass: Artemis



Door Colour: Anthracite Grey
Door Glass: Louisiana



Door Colour: Cotswold
Door Glass: Venetian Blind



TRADITIONAL



Door Colour: Bolero | Door Glass: Belgravia



OR*i*GINAL[®]

A NEW STANDARD IN DOORS

GRAINED


CONTEMPORARY

DOORS

Door Colour: Agate Grey
Door Glass: Prestige



Door Colour: Twilight
Door Glass: Milan



Door Colour: Nimbus
Door Glass: Trio Diamond



TRADITIONAL
Farmhouse
Option

Door Colour: Shadow
Door Glass: Impression



TRADITIONAL
Farmhouse
Option

CONTEMPORARY

I GRAINED CONTEMPORARY DOORS

Chantilly

The facing curves of the glazing detail make a truly modern statement in the Chantilly door.



Door Colour: Black | Door Glass: Stardrop





Seminole

The Seminole is a very popular contemporary door design with an abundance of glazing options and positions.



Door Colour: Florida | Door Glass: Victorian Border



Doorstyle Options



Seminole 4

Seminole 3

Door Colour: Putty
Door Glass: Prestige

Left
Option



Door Colour: Chartwell Green
Door Glass: Mercury

Centre
Option



Door Colour: Mulberry
Door Glass: Graphite

Right
Option



Door Colour: Clay
Door Glass: Cubic

Left
Option




CONTEMPORARY

ORIGINAL[®]
Trending
Colours




Black



Slate



Silver Grey



Mulberry




Door Colour: Clotted Cream
Door Glass: Impression

Farmhouse
Option

TRADITIONAL



Door Colour: White
Door Glass: Tectronic



Door Colour: Anthracite Grey
Door Glass: Louisiana

Farmhouse
Option

TRADITIONAL

I GRAINED CONTEMPORARY DOORS

Vilamoura

The inline slim glazing details on the Vilamoura door is inspired by the European door look.



Door Colour: Moonshine | Door Glass: Milan



Door Colour: Anthracite Grey
Door Glass: Louisiana



Door Colour: Agate Grey
Door Glass: Graphite



Door Colour: Emerald
Door Glass: Cubic



Door Colour: French Blue
Door Glass: Mercury

**Farmhouse
Option**
TRADITIONAL

Door Colour: Moonshine
Door Glass: Cubic



Door Colour: Diablo
Door Glass: Tectronic



Door Colour: Bright Pink
Door Glass: Belgravia



Door Colour: Mulberry
Door Glass: Victorian Border
Copenhagen Option



CONTEMPORARY

| GRAINED CONTEMPORARY DOORS

Oakmont

including Copenhagen option

A stunning new design using colour matched cassettes for all colour options.



Door Colour: Sage | Door Glass: Skyline




Augusta


With its simple, slim glazed panel and parallel pull handle, the Augusta has a clean modern style.



Door Colour: Clotted Cream | Door Glass: Graphite



Door Colour: Bolero
Door Glass: Luxor



Door Colour: Sage
Door Glass: Impression



Door Colour: Victory Blue
Door Glass: Lotus



Door Colour: Citrine
Door Glass: Artemis

Door Colour: **Slate**
Door Glass: **Trinity**




Door Colour: **Bahia Blue**
Door Glass: **Athena**



Door Colour: **Clay**
Door Glass: **Impression**



Door Colour: **Olive Grove**
Door Glass: **Trio Diamond**



CONTEMPORARY


I GRAINED CONTEMPORARY DOORS

Augusta Long

A full length decorative glass alternative to the standard Augusta.



Door Colour: **Nimbus** | Door Glass: **Deco**



Inox Nice

The Inox Nice door offers a Mediterranean style with four decorative lites that allow the light to stream in.



Door Colour: Slate | Door Glass: Trinity



Door Colour: Clay
Door Glass: Vector (Black Only)




Door Colour: Anthracite Grey
Door Glass: Mercury



Door Colour: Silver Grey
Door Glass: Graphite

Black Option



Door Colour: Sage
Door Glass: Cubic

Links Option

DESIGNER

Door Colour: Very Berry
Door Glass: Cubic



Door Colour: Shadow
Door Glass: Trinity



DESIGNER
Links
Option

Door Colour: Nimbus
Door Glass: Mercury



Black
Option

Door Colour: Moonshine
Door Glass: Graphite



CONTEMPORARY

I GRAINED CONTEMPORARY DOORS

Inox Lyon

Inox Lyon provides a stunning mix of two smaller lites delicately 'bookending' a larger central lite to optimise light penetration.



Door Colour: Black | Door Glass: Skyline



Inox Munich

With its large single centre lite drawing the eye, the Inox Munich achieves a bold yet graceful design.



Door Colour: Clay | Door Glass: Aspen **Black Option**



Door Colour: Agate Grey
Door Glass: Graphite



Door Colour: Anthracite Grey
Door Glass: Synergy



Door Colour: Black
Door Glass: Luxor



Door Colour: Twilight
Door Glass: Satin

**Links
Option**
DESIGNER

Door Colour: **Victory Blue**
Door Glass: **Graphite**



Door Colour: **Blue**
Door Glass: **Satin**




Door Colour: **Military Grey**
Door Glass: **Clear**



DESIGNER
**Links
Option**

Door Colour: **Irish Oak**
Door Glass: **Cubic**



**Black
Option**

CONTEMPORARY

I GRAINED CONTEMPORARY DOORS

Inox Monaco

With its large single centre lite drawing the eye, the Inox Monaco achieves a bold yet graceful design.



Door Colour: **Anthracite Grey** | Door Glass: **Luxor**




Inox Barcelona

The sweeping Barcelona design 'oozes' sophistication and is a popular option. Available with or without curve panel.



Door Colour: Wedgewood | Door Glass: Halo **Black Option**



Door Colour: Stormy Seas **Left Option**
Door Glass: Tokyo



Door Colour: Very Berry **Right Option**
Door Glass: Halo



Door Colour: Black **Left Option**
Door Glass: Clear



Door Colour: Anthracite Grey **Links Option**
Door Glass: Satin

DESIGNER



Door Colour: Slate
Door Glass: Satin

Paris
Option

Door Colour: Nimbus
Door Glass: Rhapsody

Biarritz
Option



CONTEMPORARY

I GRAINED CONTEMPORARY DOORS

Inox Paris

including Biarritz option

The Inox Paris door delivers flair and grace, and with the Biarritz option, you can make a real statement.



Door Colour: Irish Oak | Door Glass: Rhapsody



ORiGINAL®

A NEW STANDARD IN DOORS

MONZA II

DESIGNER

DOORS



| Alaskan Birch Woodgrain

| Stone Grey Woodgrain

| Mocha Woodgrain

| Anthracite Woodgrain

| Forest Grey Woodgrain

| Slate Grey Woodgrain

New Range of PATiNA Colours

The Monza II door range is available in 6 unique patina stained handcrafted finishes, each base colour has a carefully selected complementary patina stain designed specifically to enhance the Monza's contemporary slab detailing.



Door Colour: Stone Grey Woodgrain

Door colours shown in this brochure should be used for guidance only. We have made every effort to match the colour and stain you see in the brochure so it's as close as possible to our paint when applied to the doors. Due to the nature of the product it is applied to, there is sometimes a difference between them which we cannot avoid. The colour, intensity and sheen level may differ from the paper print version and we do not accept any liability for this for whatever reason. To ensure that you are getting the right colour on your door, ask for your DoorCo® colour swatch today.

Monza II Augusta Long

With its contemporary linear etched detailing, the Monza II is a stunning door available glazed or as a solid door option.



Door Colour: Anthracite Grey | Door Glass: Luxor



Doorstyle Options



Augusta Long

Solid

Door Colour: French Blue
Door Glass: Graphite

Left
Option



Door Colour: Mulberry
Door Glass: Numbers*

Right
Option



Door Colour: Dusky Pink
Door Glass: Louisiana

Left
Option



Door Colour: Anthracite Grey
Door Glass: Quantum

Right
Option



DESIGNER


ORIGINAL[®]
Trending
Colours



Irish Oak



Azure



Shadow



Sandstone



Door Colour: Clay
Door Glass: Quadratum

Left
Option



Door Colour: Slate
Door Glass: Etch Lines

Centre
Option



Door Colour: Silver Grey
Door Glass: Lotus

Right
Option

*Numbers is a bespoke glass design, customised to suit your number/letter requirements. We use a standardised font but the position and scale may differ according to the number of characters requested.

I GRAINED DESIGNER DOORS

Monza II Augusta

With its contemporary linear etched detailing, the Monza II is a stunning door available glazed or as a solid door option.



Door Colour: Silver Grey | Door Glass: Quantum



Doorstyle Options



Augusta

Solid

Door Colour: Mulberry
Door Glass: Quadratum

Left
Option



Door Colour: Victory Blue
Door Glass: Graphite

Centre
Option



Door Colour: Shadow
Door Glass: Luxor

Centre
Option



Door Colour: Wedgewood
Door Glass: Lotus

Right
Option



DESIGNER



Door Colour: Alaskan Birch
Door Glass: Etch Lines

Centre
Option



Door Colour: Military Grey
Door Glass: Deco

Centre
Option

Monza II Square


With its contemporary linear etched detailing, the Monza II is a stunning door available glazed or as a solid door option.



Door Colour: Cotswold | Door Glass: Louisiana



Doorstyle Options



Square 4

Square 3

Door Colour: Clotted Cream
Door Glass: Artemis

Left
Option



Door Colour: Twilight
Door Glass: Belgravia

Centre
Option



Door Colour: Nimbus
Door Glass: Trinity

Right
Option



Door Colour: Agate Grey
Door Glass: Satin

Flush
Option



DESIGNER



Door Colour: Sage
Door Glass: Cubic

Centre
Option



Door Colour: Stone Grey
Door Glass: Space

Centre
Option


I GRAINED DESIGNER DOORS

Monza II Oakmont

With its contemporary linear etched detailing, the Monza II is a stunning door available glazed or as a solid door option.



Door Colour: Dusky Pink | Door Glass: Victorian Border



Door Colour: **Stormy Seas**
Door Glass: **Cubic**



Door Colour: **Florida**
Door Glass: **Skyline**



Door Colour: **Azure**
Door Glass: **Victorian Border**



Door Colour: **Slate**
Door Glass: **Lotus**



DESIGNER




Door Colour: **Moonshine**
Door Glass: **Belgravia**



Door Colour: **Citrine**
Door Glass: **Tectronic**

Monza II Inox Nice

With its contemporary linear etched detailing, the Monza II is a stunning door available glazed or as a solid door option.



Door Colour: Florida | Door Glass: Space



Door Colour: Silver Grey
Door Glass: Graphite

Black Option



Door Colour: Mulberry
Door Glass: Skyline



Door Colour: Alaskan Birch
Door Glass: Trinity

Black Option



Door Colour: Victory Blue
Door Glass: Vector (Black Only)

Door Colour: Anthracite Grey
Door Glass: Cubic



Door Colour: Wedgewood
Door Glass: Luxor



Door Colour: Pale Pink
Door Glass: Quantum



Black Option

Door Colour: Irish Oak
Door Glass: Clear



DESIGNER

I GRAINED DESIGNER DOORS

Monza II Inox Monaco

With its contemporary linear etched detailing, the Monza II is a stunning door available glazed or as a solid door option.



Door Colour: Stone Grey | Door Glass: Graphite





OR*i*GINAL®

A NEW STANDARD IN DOORS

LINKS

DESIGNER

DOORS

METALLiC



A new METALLiC finish is available exclusively across the FLiP Flat Stipple cassette range. Using the latest paint technology, METALLiC adds a bit of sparkle to further enhance the ultimate Designer door, Links.

Available for Links Square, Links Augusta, Links Augusta Long, Links Oakmont and Links Copenhagen designs.





TWiNTONE is the new Designer glazing cassette option intended to offer some serious contrasting design choices for the grey colour door movement.

Available exclusively on the Links Designer door range with the stunning DoorCo® Anthracite Grey FLiP Flat Stipple cassette for Links Square, Links Augusta, Links Augusta Long, Links Oakmont and Links Copenhagen designs.




Door Colour: Anthracite Grey
Door Glass: Artemis



Door Colour: Stormy Seas
Door Glass: Graphite

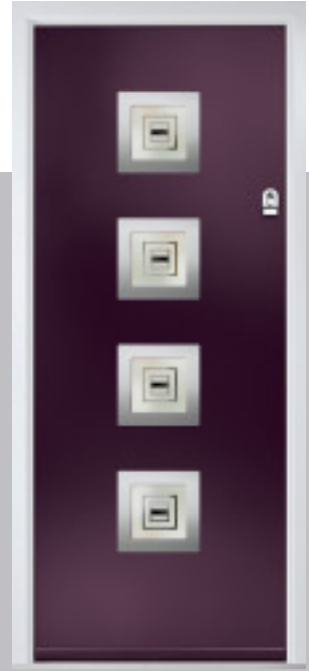


Door Colour: Clay
Door Glass: Cubic



Inox Nice
Black
Option

Door Colour: Very Berry
Door Glass: Space



Inox Nice
Silver
Option

DESIGNER

LINKS DESIGNER DOORS

Links Square

A popular choice with its bold colours and sleek pull handles, makes the perfect statement for a contemporary home.





Door Colour: Slate | Door Glass: Trinity



Links Oakmont

including Copenhagen option

The Links Oakmont door offers a unique, modern style with four decorative horizontal lites that allow light to stream in.




Door Colour: Silver Grey
Door Glass: Belgravia



Door Colour: Olive Grove
Door Glass: Cubic



Door Colour: Moonshine
Door Glass: Victorian Border



Door Colour: Florida
Door Glass: Tectronic

Copenhagen Option

Door Colour: **Mulberry**
Door Glass: **Quantum**



Door Colour: **Wedgewood**
Door Glass: **Deco**



Door Colour: **Shadow**
Door Glass: **Graphite**



Door Colour: **Blue**
Door Glass: **Luxor**



DESIGNER


I LINKS DESIGNER DOORS

Links Augusta

With its simple, slim glazed panel and parallel pull handle, the Links Augusta has a clean modern style.



Door Colour: **Bahia Blue** | Door Glass: **Lotus**




Links Augusta Long

A full length decorative glass alternative to the standard Links Augusta.



Doorstyle Options




Door Colour: Stormy Seas
Door Glass: Athena

Left
Option



Door Colour: Mushroom
Door Glass: Cubic

Centre
Option



Door Colour: Agate Grey
Door Glass: Graphite

Inox Monaco
Black
Option



Door Colour: Slate
Door Glass: Quantum

Inox Monaco
Silver
Option



DESIGNER



Door Colour: Anthracite Grey
Door Glass: Louisiana

METALLIC

Centre
Option



Door Colour: Pale Pink
Door Glass: Quadratum

Centre
Option

Composite Sidepanel Options

For homes with larger openings, we offer a range of sidelight options to complement your door. This option is available with full, matching decorative glass. Size restrictions apply which are shown on page 80.



Door Colour: Sage | Door Glass: Impression



Carnoustie

Birkdale

Penina (Left)

Penina (Right)

Medinah

Troon

Muirfield

Solid

Door Colour: **Agate Grey**

Door Glass: **Tiffany**




Door Colour: **Mulberry**

Door Glass: **Trio Diamonds**



Door Colour: **Shadow**

Door Glass: **Louisiana**



Medinah sidelights use the FLIP® Flat Grained and Flat Stipple cassettes only at this time.




Door Colour: **Wedgewood**

Door Glass: **Hathaway**

Decorative Glass Options

Decorative Glass transforms doors and makes a personal statement. We offer a range of styles to suit all budgets and tastes from contemporary styling to traditional choices. All our decorative glass is manufactured to the highest possible standards.



4 Bevel

A simple glass design combining 4 clear bevelled glass squares and blackened caming that allows the light to flood.



Artisan

Striking and flowing elliptical shapes join an array of crystal clear diamond bevels to create a dazzling effect. Glue chip surrounding textures provide a perfect contrasting finish.




Astoria

An Edwardian era design created using a combination of rich coloured glass of varying texture. Encapsulated inside a triple glazed unit to combine traditional leaded glass with 21st Century performance.



Athena

The Athena gracefully combines brilliant cut lines and a clean sandblast finish. The understated half glazed model is a great option as a simple glass design for a back door.



Belgravia

A Victorian inspired repeat design with a delicate star motif set into a diamond pattern. The combination of etched and clear glass works beautifully well on this traditional timeless design.




Birchwood

The purity of this linear range draws its inspiration from Frank Lloyd Wright. Hints of cubism come together with leading edge glass technology to create a wonderful multi-textured finish.



Bloomsbury

An impressive large bevel cluster for those looking for a real feature statement. The Bloomsbury bevels will refract light beautifully and it's intricate detail is unsurpassed.



Carrington

Only available in our Carnoustie door, this simple design and uses traditional lead on a stipple backing glass. The diamond lead design sits proud to the outer pane when glazed into the door.



Diamonte

Offset diamond clear bevels of the Diamonte design provide a particularly modern finish. This contemporary design is finished to the highest standard with zinc and soldered joints.




Essence

A 1930's style decorative glass design combining a range of bold heritage colours and textured glasses with blackened coming and traditional soldered joints.




Grange

Our Bullion uses new techniques to create a very deep cut and impressive look. The circular bands create prisms of light and the design works very well in all styles of property.



Hathaway

Antique coloured glass is joined using a stunning black came and weld. All is encapsulated within the insulated unit for easy upkeep and to protect the design.




Indulgence Grey

The delicately shaped clear glass bevels glisten against the etched glass and create a look of understated and tasteful elegance.




Lanesborough

Genuine coloured Spectrum Glass with blackened comes combine to create this stunning leadlight design, reminiscent of the Victorian era. With Lanesborough, you can now have all the benefits of traditional leadlights, with the performance and thermal properties you would expect in your door. Available in 3 border colours: Amber, Blue or Green.



Numbers*

A custom house number as a combination of clear and etched glass, is available on a range of standard glass sizes.



Optimal

Simulated divided lights create the look of individual panes of glass, whilst maintaining the performance benefits of a single double glazed unit.




Onyx

Beautifully handcrafted, the geometry of the brilliant cut recurring diamond motif, complemented by etch effect glass, brings privacy and security to your home.



Prestige

An ageless classic design with crystal cut bevels surrounded by a stipple backing glass. The design incorporates clean zinc lines and traditional welded joints.




Renaissance

'Renaissance' epitomises ultimate luxury. An ornate clear bevel cluster will shimmer and refract natural light beautifully. This lush option is available with the choice of a clear or black crystal cut border.



Stardrop

Stardrop features delicate star drops in a sparse pattern giving a high level of obscurity through the etched texture of the glass.



Tiffany

The Tiffany is reminiscent of designs used in the Victorian period. It uses a combination of vibrant coloured glasses against a background of softly rippled glass, with blackened comes.



Tranquility Zinc

This extremely popular model combines multiple cut bevels and striking backing textures all encapsulated with the insulated glass unit.



Trio Diamonds

The finest quality of hand crafted decorative triple-glazing with a contemporary zinc finish. Luxury crystal cut bevels are sealed securely between 2 panes of safety glass to ensure good looks for many years to come.




Venetian Blind

Cleverly encapsulated within the insulated glass cavity of the door to provide a zero maintenance blind. The blind can be raised, lowered and easily tilted using the fingertip controls on the edge of the frame.

*Numbers is a bespoke glass design, customised to suit your number/ letter requirements. We use a standardised font but the position and scale may differ according to the number of characters requested.

CONTEMPORARY



Artemis

Simple but extremely effective. The Artemis features an etched glass centre with a clear surrounding border. A strong option for both traditional and modern homes alike.



Aspen

This European style design is produced using high grade brushed stainless Inox elements, that are bonded to the centre pane of glass. This combination provides a unique contrast.




Aztec

A luxury triple glazed option, featuring modern black came with hammered and stipple backing glass. This crisp design offers very high levels of privacy and allows lots of light throughout any entrance.



Cubic

The concentric squares inside a band of sandblasted glass is a subtle take on our Vector design. The Difuso glass ensures high levels of privacy whilst maintaining light transmission.



Deco

Exclusively commissioned by glass artisans, Deco uses a sophisticated frosted backing glass coupled with clear dividing lines that create a simple, elegant and highly desirable contemporary design.




Halo

A stunningly simple design, Halo is created using hand cut glass centres, that are polished and bonded within a clear border. The contrast offers a beautiful combination.



Luxor

Intricate laser cut brushed stainless steel is inset within each triple glazed panel and located with zinc joining strips. A heavily embossed backing glass offers good levels of privacy.



Mercury

A modern clear design laced into an etched backing glass with feature clear glass bevels. Mercury has a chic look with the glass bevels sitting proud to the outer glass pane.



Milan

A modern yet understated, sleek decorative door glazing. A blend of deep cut glass bevels and 'reed' highly obscure backing glass combine perfectly to reveal an extremely alluring finish.



Panama

A sophisticated, contemporary design incorporating various glass textures with clear 'came' lines. Panama is a twist on lineal Art Deco period style.



Rhapsody

Rhapsody is designed to focus on European styling that suits the door that surrounds them. Contemporary, clean, simple etched designs that have proved very popular.




Synergy

A modern twist on a traditional technique, Synergy combines hand-cut textured glass pieces, contemporary fused glass elements and polished zinc coming.



Tokyo

Tokyo is designed to focus on European styling that suits the door that surrounds them. Contemporary, clean, simple etched designs that have proved very popular.





Vector

By combining Fusion glass tiles with small stainless steel elements and etched glass, Vector is a strikingly modern glazing option that is ideally suited for contemporary doorsets.



Victorian Border

Obscure delicately sandblasted glass combined with a crisp clear keyline gives Victorian Border a classical simplicity that is equally in place in contemporary and traditional doors.




Bold Pink

Inspired by Pop Art and developed into a decorative glass design unlike anything else available by our design consultant Jeyda, Bold Pink makes the ultimate statement.




Etch Lines

The simplicity of the clear lines against the etched effect gives a truly contemporary, minimalist look that combines privacy and design.



Graphite

Graphite is modernity at its best. Using the latest weld-free coming technology in stunning matt black, it is a modern take on decorative glass which will complement any contemporary door.




Hive

Hive has always been an icon of hard work, but more recently, promotes the ideal of togetherness. It's roots have been based in Manchester for centuries – but can be seen across the UK as a symbol of nature.




Impression

Stunning black chrome coming combined with satin and grey bevelled glass pieces, Impression makes a striking statement encapsulated inside a double glazed unit for easy cleaning.



Kew


Kew combines intricate bevel work and soft water glass against a background of obscure etched glass. The central flower motif will make a stunning focal point for any door.



Lotus


Using the 'weld-free' chrome finish aluminium comes, combined with bevelled glass pieces and etched Millenium glass, Lotus is a truly stunning yet simple design.

DESIGNER



Louisiana

The complex bevelled design combined with stunning textured glass creates a design with undoubted kerb appeal and 'Wow Factor'.



Metallic

Metallic is a brand-new innovation that combines a striking etched backing design with ultra-modern brushed stainless steel effect inserts. Perfect for those seeking the very latest contemporary finish.



Metropolis

Metropolis is inspired by the Art Deco designs of the 1930's and, with its bold design and colourways, it looks equally at home in both traditional and more modern door settings.





Peak

From the unique Jeyda design collection, Peak is a fabulously unique design with an array of colours and textures combined with fine black lines.



Quantum

Combining our soft acid etched Difuso glass with the deeper texture of the sandblasted design creates a modern, striking glass perfectly suited for contemporary doors.



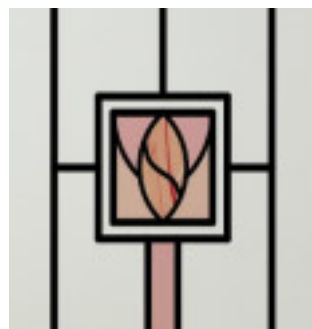
Quadratum

The Etched glass squares with delicate clear circles inset in the pattern is a modern twist on the traditional etched glass style.



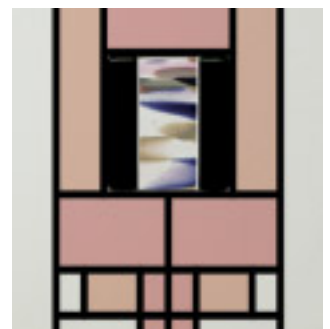
Skyline

A simplistic yet strikingly modern glass design, Skyline uses a combination of multi-width clear lines against a background of delicately sandblasted glass.




Soul Pink

The combination of delicate pink colours with varying levels of transparency, combine to create a modern design with a nod to the mid-century modern design style.



Spirit Pink

Bold colours and textures glass effects are combined with a beautiful, fused glass motif.



Space

Minimalist and stylish, Space is a modern geometric design of an etched glass design, offset with 3-dimensional black glass elements, encapsulated inside a triple glazed unit.



Tectronic

A truly contemporary design from our in-house designer Jeyda. The geometric shapes are combined with neutral greys and black glass colours to create a design unlike anything else on the market today.



Trinity


The multi-width lines of Difuso soft acid etched glass contrast beautifully with the deeper texture of the sandblasting to create a truly modern design.



GLAZiNG

Clear or Obscure Glass Options

The majority of our door styles are also available in a standard range of 4 carefully selected Low-E toughened patterned glass options or Low-E toughened clear glass. (Laminated versions also available).



Minster

Minster pays homage to historic hammered glass and is most suited to period homes or more traditional door styles.




Stippolyte

The timeless appeal of this stipple effect glass makes it one of our most popular options. The surface texture offers very high levels of obscurity and the design suits most door and house styles.



Cotswold

A more heavily textured pattern resembling water cascading over a surface. It is one of our most popular patterns and is especially suitable for doors that require higher levels of privacy.




Satin

Satin glass is an acid etched glass that offers high levels of privacy. It is a very neutral finish similar to sandblast and is ideal for use in both traditional and contemporary doors.

Decorative Glass Availability

Our multitude of decorative glass designs and options, paired with a wide range of door styles enables you to personalise your door effortlessly.





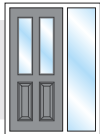


TRADITIONAL	Carnoustie	Birkdale	Penina	Pinehurst	Troon	Muirfield	Riviera	Portrush	Sunburst	Lytham	Lytham 4Grid	Lytham 9Grid	Turnberry	Turnberry 11Grid	Gleneagles	Gleneagles 4Grid	St Andrews	Belfry 1 & 3	Pevero	Sunningdale	Merion	Merion 4Grid	
4 Bevel Square				■																			
Artemis	■	■	■	■	■	■	■	■		■					■		■	■	■	■	■	■	■
Artisan	■	■	■																				
Aspen																							
Astoria	■	■	■																				
Athena	■	■	■							■													
Aztec													■										
Belgravia	■	■	■	■	■	■												■	■	■	■	■	■
Birchwood	■	■	■		■	■	■	■							■						■		
Bloomsbury	■	■	■		■	■	■	■		■			■								■		
Bold Pink										■													
Carrington	■	■	■																				
Cubic	■	■	■	■	■	■													■	■	■		
Deco																							
Diamonte	■	■	■																				
Essence																		■					
Etch Lines																							
Grange				■															■	■			
Graphite	■	■	■	■											■				■	■	■		
Halo																							
Hathaway					■	■	■	■										■			■		
Hive																					■		
Impression	■	■	■		■	■	■	■		■					■		■				■		
Indulgence Grey															■								
Kew	■	■	■															■			■		
Lanesborough	■	■	■																■	■			
Lotus															■								
Louisiana	■	■	■	■	■	■				■					■		■	■	■	■	■	■	■
Luxor	■	■	■																				
Mercury	■	■	■			■																	
Metallic				■															■	■			
Metropolis	■	■	■		■	■				■											■		
Milan	■	■	■		■	■	■	■													■		
Numbers							■	■		■													
Onyx													■		■								
Optimal									■		■	■		■		■							■
Panama																		■					
Peak								■															
Prestige	■	■	■		■	■	■	■														■	
Quadratum																							
Quantum																							
Renaissance													■										
Rhapsody																							
Skyline																							
Soul Pink	■	■	■																				
Space				■															■	■			
Spirit Pink	■	■	■																				
Stardrop							■	■													■		
Synergy													■		■								
Tectronic	■	■	■		■	■															■		
Tiffany	■	■	■															■					
Tokyo																							
Tranquility Zinc	■	■	■	■	■	■	■	■					■				■	■	■	■	■	■	■
Trinity				■														■	■				
Trio Diamond	■	■	■		■	■	■	■		■											■		
Vector																							
Venetian Blind										■					■								■
Victorian Border	■	■	■	■	■	■	■	■		■			■		■		■	■	■	■	■	■	■

CONTEMPORARY	Chantilly	Seminole 3 / 4 / 5	Vilamoura	Oakmont / Copenhagen	Augusta	Augusta Long	Square 3 & 4	Inox Nice	Inox Lyon	Inox Munich	Inox Monaco	Inox Barcelona	Inox Paris / Biarritz
4 Bevel Square							■						
Artemis	■	■	■		■	■	■						
Artisan													
Aspen										■			
Astoria													
Athena						■							
Aztec													
Belgravia		■	■	■			■						
Birchwood	■	■	■										
Bloomsbury	■	■	■										
Bold Pink													
Carrington													
Cubic		■	■	■		■	■	■	■		■		
Deco					■	■							
Diamonte													
Essence													
Etch Lines					■	■							
Grange													
Graphite		■	■		■	■	■	■	■	■	■		
Halo												■	
Hathaway													
Hive													
Impression	■	■	■		■	■							
Indulgence Grey													
Kew													
Lanesborough						■	■						
Lotus				■	■	■							
Louisiana		■	■			■	■						
Luxor					■	■				■	■		
Mercury		■	■					■	■				
Metallic				■	■	■	■						
Metropolis		■	■										
Milan	■	■	■										
Numbers	■				■	■							
Onyx													
Optimal													
Panama													
Peak	■												
Prestige	■	■	■										
Quadratum					■	■							
Quantum					■	■					■		
Renaissance													
Rhapsody													■
Skyline				■				■	■				
Soul Pink													
Space							■	■					
Spirit Pink													
Stardrop	■												
Synergy										■			
Tectronic		■	■	■		■							
Tiffany						■							
Tokyo												■	
Tranquility Zinc	■	■	■				■						
Trinity						■	■	■	■				
Trio Diamond	■	■	■			■							
Vector								■					
Venetian Blind													
Victorian Border	■	■	■	■	■	■	■						

DESIGNER	Monza II Augusta Long	Monza II Augusta	Monza II Square 3 & 4	Monza II Oakmont	Monza II Inox Nice	Monza II Inox Monaco	Links Square 3 & 4	Links Oakmont / Copen	Links Augusta	Links Augusta Long
4 Bevel Square			■				■			
Artemis	■	■	■				■		■	■
Artisan										
Aspen										
Astoria										
Athena	■									■
Aztec										
Belgravia			■	■			■	■		
Birchwood										
Bloomsbury										
Bold Pink										
Carrington										
Cubic	■		■	■	■	■	■	■		■
Deco	■	■							■	■
Diamonte										
Essence										
Etch Lines	■	■							■	■
Grange										
Graphite	■	■	■		■	■	■		■	■
Halo										
Hathaway										
Hive										
Impression	■	■							■	■
Indulgence Grey										
Kew										
Lanesborough	■		■				■			■
Lotus	■	■		■				■	■	■
Louisiana	■	■	■				■			■
Luxor	■	■				■			■	■
Mercury					■					
Metallic	■	■	■	■			■	■	■	■
Metropolis										
Milan										
Numbers	■	■							■	■
Onyx										
Optimal										
Panama										
Peak										
Prestige										
Quadratum	■	■							■	■
Quantum	■	■				■			■	■
Renaissance										
Rhapsody										
Skyline				■	■			■		
Soul Pink										
Space			■		■		■			
Spirit Pink										
Stardrop										
Synergy										
Tectronic	■			■				■		■
Tiffany	■									■
Tokyo										
Tranquility Zinc			■				■			
Trinity	■	■	■		■		■			■
Trio Diamond	■									■
Vector					■					
Venetian Blind										
Victorian Border	■	■	■	■			■	■	■	■

Composite Door Sizing

Due to the number of PVC-u profiles available to produce our composite door, certain restrictions in size could apply. The sizes below are an estimation only of the typical range using a standard 70mm outer frame with a 50mm internal height and the definitive size range will be confirmed dependent on survey.

			Height	Height	Width
			with Standard PVC Cill	with Low Threshold Cill	
	Single Door	Minimum	2003mm	1983mm	823mm
		Maximum	2103mm	2083mm	1022mm
	Door with Single Composite Sidelight	Minimum	2003mm	1983mm	1278mm
		Maximum	2103mm	2083mm	1497mm
	Door with Single Glazed Sidelight	Minimum	2003mm	1983mm	1095mm
		Maximum	2103mm	2083mm	2145mm
	Door with Double Composite Sidelight	Minimum	2003mm	1983mm	1733mm
		Maximum	2103mm	2083mm	1972mm
	Door with Double Glazed Sidelight	Minimum	2003mm	1983mm	1368mm
		Maximum	2103mm	2083mm	3376mm

Part M Compliance

	Door Width Compliance for Wheelchair Entry	Frame Size	Existing Buildings	New Buildings
			Minimum Clear Opening	940mm

Minimum/Maximum Door Blank Size Chart

	Maximum Height	Minimum Height	Maximum Width	Minimum Width
All door styles where allowed by design with the exceptions below. Please check via the online ordering system.	2013mm	1913mm	914mm	Unglazed: 682mm Glazed: 740mm (45mm) or 715mm (35mm)*
Gleneagles / St Andrews	2013mm	1913mm	904mm	762mm
Monza II Solid and Glazed	2013mm	1913mm	914mm	740mm
Side Panels	2013mm	1913mm	352mm	332mm

* Dependent upon glazing position(s)



Cut Out and Glass Size Chart

DoorCo® Door Style	Cassette Description	Cassette Code	Connectors Required	Glass Size		Cut Outs	
				Width	Height	Width	Height
Augusta	Augusta	DCC-AG-FG (Flat Grain) DCC-AG-FS (Flat Stipple)	20	203mm	1219mm	229mm	1245mm
Augusta Long	Augusta Long	DCC-AGL-FG (Flat Grain) DCC-AGL-FS (Flat Stipple)	20	177mm	1625mm	204mm	1651mm
Belfry	Square	DCC-SQU (Standard) DCC-SQU-FG (Flat Grain) DCC-SQU-FS (Flat Stipple)	8	203mm	203mm	229mm	229mm
Belfry 3	Square x 3	DCC-SQU (Standard) DCC-SQU-FG (Flat Grain) DCC-SQU-FS (Flat Stipple)	8	203mm	203mm	229mm	229mm
Birkdale	Twin Square to Round x 2	DCC-TVSR (Standard)	16	203mm	912mm	229mm	938mm
Carnoustie	Twin Vertical x 2	DCC-TV (Standard)	16	203mm	912mm	229mm	938mm
Chantilly	Half Moon x 2	DCC-HM (Standard)	9	550mm	250Rmm	575mm	275Rmm
Copenhagen	Oakmont x 4	DCC-OM-FG (Flat Grain) DCC-OM-FS (Flat Stipple)	12	457mm	203mm	483mm	229mm
Gleneagles	Gleneagles	DCC-GLE (Standard)	20	558mm	1219mm	584mm	1245mm
Gleneagles 4 Grid	Gleneagles 4 Grid	DCC-GLE4 (Standard)	20	558mm	1219mm	584mm	1245mm
Lytham	Half Glazed	DCC-HG (Standard)	20	558mm	912mm	585mm	938mm
Lytham 4 Grid	Half Glazed 4 Grid	DCC-HG4 (Standard)	20	558mm	912mm	585mm	938mm
Lytham 9 Grid	Half Glazed 9 Grid	DCC-HG9 (Standard)	20	558mm	912mm	585mm	938mm
Merion	Merion	DCC-MER (Standard)	16	558mm	583mm	584mm	609mm
Merion 4 Grid	Merion 4 Grid	DCC-MER4 (Standard)	16	558mm	583mm	584mm	609mm
Muirfield	Twin Top x 2	DCC-TT (Standard)	8	203mm	152mm	229mm	178mm
Oakmont	Oakmont x 4	DCC-OM-FG (Flat Grain) DCC-OM-FS (Flat Stipple)	12	457mm	203mm	483mm	229mm
Penina	Twin Eye Brow LH	DCC-TVEL (Standard)	16	203mm	912mm	229mm	938mm
	Twin Eye Brow RH	DCC-TVER (Standard)	16	203mm	912mm	229mm	938mm
Pevero	Square	DCC-SQU (Standard) DCC-SQU-FG (Flat Grain) DCC-SQU-FS (Flat Stipple)	8	203mm	203mm	229mm	229mm
Pinehurst	Square x 2	DCC-SQU (Standard) DCC-SQU-FG (Flat Grain) DCC-SQU-FS (Flat Stipple)	8	203mm	203mm	229mm	229mm
Portrush	Half Moon	DCC-HM (Standard)	9	550mm	250Rmm	575mm	275Rmm
Riviera	Half Moon	DCC-HM (Standard)	9	550mm	250Rmm	575mm	275Rmm
	Mid Panel x 2	DCC-MP (Standard)	12	203mm	609mm	229mm	635mm
Seminole 3	Twin Tops x 3	DCC-TT (Standard)	8	203mm	152mm	229mm	178mm
Seminole 4	Twin Tops x 4	DCC-TT (Standard)	8	203mm	152mm	229mm	178mm
Square 3	Square x 3	DCC-SQU (Standard) DCC-SQU-FG (Flat Grain) DCC-SQU-FS (Flat Stipple)	8	203mm	203mm	229mm	229mm
Square 4	Square x 3	DCC-SQU (Standard) DCC-SQU-FG (Flat Grain) DCC-SQU-FS (Flat Stipple)	8	203mm	203mm	229mm	229mm
St Andrews	Craftsman (Screw/Plug) Glass height to radius 260mm Glass radius 622mm	U429	16 Screws	584mm	332mm	609mm	280mm
Sunburst	Sunburst	DCC-HM5 (Standard)	9	550mm	250Rmm	575mm	275Rmm
Sunningdale	Mid Panel	DCC-MP (Standard)	12	203mm	609mm	229mm	635mm
Troon	Twin Tops x 2	DCC-TT (Standard)	8	203mm	152mm	229mm	178mm
	Mid Panel x 2	DCC-MP (Standard)	12	203mm	609mm	229mm	635mm
Tumberry	Half Glazed Round Top	DCC-HGR (Standard)	17	558mm	912Rmm	585mm	940Rmm
Tumberry Grid	Half Glazed Round Top 11 Grid	DCC-HGR11 (Standard)	17	558mm	912Rmm	585mm	940Rmm
Vilamoura	Twin Top x 2	DCC-TT (Standard)	8	203mm	152mm	229mm	178mm
	Twin Vertical x 1	DCC-TV (Standard)	16	203mm	912mm	229mm	938mm

Technical Specifications

ORiGINAL® 44mm Door

- > Grained GRP SMC skins are available in a wide variety of styles and colours including wood stains
- > Stiles and Rails are manufactured from a water-resistant polymer
- > LVL is used as the main internal reinforcement
- > Skins and sub frame are bonded with a Urethane Adhesive Resin
- > The door is filled with CFC-Free Polyurethane Foam density 44.5 - 45.5kg/m³
- > Superior heat and sound insulation
- > Complimentary choice of grained reglazeable cassettes
- > Centre Pane Value of approximately 0.44
- > Doors have exceeded the requirements of PAS24
- > Q-Marked with full manufacturing traceability



Care and Maintenance

Your new door should keep safe and secure for years to come however with all products and especially those that are exposed to the elements we recommend that you carry out a care and maintenance routine.

- > Door frames should be washed with warm soapy water, however stubborn stains can be removed using specialist PVC-u cleaners and by following the manufacturers' guidelines.

Glass

All the double and triple glazed units used in our doors are manufactured to the highest standard and come with internationally recognised accreditations for performance, strength and thermal efficiency.

High Performance Units

All units are made with toughened glass to comply with EN12150, the International standard for safety glass. All units are manufactured to the EN1279 standard for quality of seal and life expectancy and come with a manufacturer's 10 year warranty.

Thermally Efficient

All the clear or obscure glass units in our range have insulating features as standard. They are manufactured using low emissivity glass and the airspace is filled with Argon gas to give industry leading thermal efficiency. In addition, we only use warm edge spacer systems.

Security and/or Safety Option

Most glazing options can be supplied with an upgrade where the outer pane of toughened glass is replaced with laminated glass which holds together when shattered.

- > The door leaf should only be cleaned using warm water or non-aggressive composite door wipes. No solvent-based product or abrasives should be used as these will damage the surface of the skin.
- > External glass should be cleaned with warm soapy water and cleaned with a proprietary glass cleaner.
- > Hardware can be cleaned with a mild detergent and wiped clean. No harsh chemicals or abrasives should be used.
- > Maintenance of the door may be required to maintain any guarantees from the installer. Hinges should be lubricated with engineering oil. Cylinders can be lubricated with Teflon-based products only, as other oils may cause degradation. If necessary, a small amount of lubricant can be applied to the moving parts such as letterplates, handles and knockers.

The DOORCO® Difference...



We're committed to maintaining a variety of choice when it comes to composite doors.

Innovation, thanks to our close collaboration with DoorCo® Korea, is key to providing the biggest choice for our customers and ensuring we offer the largest range of composite door styles on the market.

Our products are fit and forget - the return rate for doors back once installed is less than 1% of total sales.

An approachable, open-door policy with customer-centric culture: customers can communicate with DoorCo® staff at every level. No problem is too big or too small for our team.

Wherever possible, we come up with solutions to balance raw material and currency fluctuations, without simply passing on costs to our customers.

Significant investment has been made into DoorCo® facilities, staff, IT systems, tooling and engineering, automation and marketing to ensure our strategic growth is managed.

Privately owned and proud to be independent.

SK DOORS

The Latest in Composite Doors

SK Doors | Dove Holes | Buxton

Telephone: 01298 937 956 | 07535 431 756

Email: sales@skdoors.co.uk

www.skdoors.co.uk

All images portrayed in this brochure should not be reproduced without specific written permission from DoorCo® Ltd. Images, designs and colours are for illustrative purposes only and may differ when manufactured. We reserve the right to amend or withdraw any products within this brochure without prior notice. Door colours shown in this brochure should be used for guidance only. We have made every effort to match the colour and stain you see in the brochure so it's as close as possible to our paint when applied to the doors. Due to the nature of the product it is applied to, there is sometimes a difference between them which we cannot avoid. The colour, intensity and sheen level may differ from the paper print version and we do not accept any liability for this for whatever reason. To ensure that you are getting the right colour on your door, you can order DoorCo® colour swatches from your supplier.

Copyright DoorCo® Limited © 2023